


 220-240V
50/60 Hz

 IK
10

 IP
66


Modern urban-park luminaire for LED light sources with multiple mounting options and distinctive design. In order to mount the luminaire, a suitable mounting bracket (accessories) must be ordered.

TECHNICAL DATA

Mounting: on pillar, on outriggers, with mounting brackets (on request)

Body: high pressure die-cast aluminum

Lateral Surface Wind Exposed: 0.048 m²; 0.078 m²

Colour: gray, graphite

Diffuser: tempered glass

ELECTRICAL DATA

Power supply efficiency: 90%

Power: 220-240V 50/60Hz

Includes light source: yes

Type of equipment: DALI, ED

Electrical connection: luminaire equipped with 4x1.5 mm² wire with a length of 1.5 m, luminaire equipped with 2x1.5 mm² wire with a length of 1.5 m

OPTICAL DATA

Way of lighting: direct

Type of optic: O2 - for express roads, O3 - for local roads, O4 - for town roads, O5 - for residential area roads, O6L - for pedestrian crossings, left side traffic, O6P - for pedestrian crossings, right side traffic, O7 - for area lighting, O8 - for town and local roads, O9 - for wet surfaces, O10 - for pedestrian zones, O11 - for local roads, O12 - for express roads, O13 - for local roads, O14 - for town roads, O15 - for residential area roads, O16 - for pedestrian crossings, left side traffic, O17 - for pedestrian crossings, right side traffic, O18 - for area lighting, O19 - for town and local roads, O20 - for wet surfaces, O21 - for pedestrian zones, O22 - for local roads

ULOR / DLOR: 0% / 100%

GENERAL DATA

Lifetime LED (L90): 100 000 h

Available on request: LLOC, twilight sensor, 10kV surge protection, NTC, NEMA connector, ZHAGA connector, iBLÖC controller

Additional information: Luminaires are not equipped with a tight connector; photobiological risk group RG0 (applies to selected indexes); luminaire equipped with 1.5 m cable

Other remarks: the pole and boom are not part of the luminaire

Warranty: 5 years

Application: avenues, sidewalks, parks, residential, public spaces, Railway stations, facades, promenade, roads, local roads, town roads, residential area roads, parking areas, playgrounds



Code	Protection Class	Luminaire power [W]	Lumen luminaire [lm]	Efficacy [lm/W]	Colour temperature [K]	CRI/Ra	Operating temperature range [°C]
Type: Standard (O2, O3, O4, O5, O6L, O6P, O7, O8, O9, O10, O11 optics)							
13035X.XL282.XX0	II	21	3200	152	4000	>70	-40 ... +50
13035X.XL272.XX0	II	21	3100	148	3000	>70	-40 ... +50
13035X.XL262.XX0	II	21	2900	138	2700	>70	-40 ... +50
13035X.XL252.XX0	II	21	2450	117	2200	>70	-40 ... +50
13035X.XL322.XX0	II	31	4700	152	4000	>70	-40 ... +50
13035X.XL312.XX0	II	31	4550	147	3000	>70	-40 ... +50
13035X.XL302.XX0	II	31	4200	135	2700	>70	-40 ... +50
13035X.XL292.XX0	II	31	3600	116	2200	>70	-40 ... +50
13035X.XL042.XX0	II	49	7350	150	4000	>70	-40 ... +50
13035X.XL032.XX0	II	49	7100	145	3000	>70	-40 ... +50
13035X.XL022.XX0	II	49	6650	136	2700	>70	-40 ... +50
13035X.XL012.XX0	II	49	5650	115	2200	>70	-40 ... +50

The product picture shows a luminaire with a sample mounting bracket.

In order to apply the luminaire in an aggressive environment, for example with an increased concentration of sulfur, salt or other aggressive substances, a consultation with the LUG Technical Preparation of Production Branch is required.

Luminous flux tolerance +/- 10%.

Power tolerance +/- 5%.

Lighting beam, light intensity distribution and light efficiency were examined in accordance with the EN ISO 17025:2005 norm for EN13032 norm series and the LM-79 norm.

Up-to-date product info and General Warranty Terms available on our website www.luglightfactory.com

Detailed information on luminous fluxes and powers for individual indexes are indicated on the product data sheet.

The parameters in the data sheet are given for Ta=25°C.

The operating temperature ranges apply only to luminaires used in the outdoor environment.

Colour temperature tolerance +/- 5%.

Code	Protection Class	Luminaire power [W]	Lumen luminaire [lm]	Efficacy [lm/W]	Colour temperature [K]	CRI/Ra	Operating temperature range [°C]
Type: Standard (O2, O3, O4, O5, O6L, O6P, O7, O8, O9, O10, O11 optics)							
13035X.XL082.XX0	II	68	9800	144	4000	>70	-40 ... +50
13035X.XL072.XX0	II	68	9500	140	3000	>70	-40 ... +50
13035X.XL062.XX0	II	68	8850	130	2700	>70	-40 ... +50
13035X.XL052.XX0	II	68	7500	110	2200	>70	-40 ... +50
13035X.XL122.XX0	II	106	13500	127	4000	>70	-40 ... +45
13035X.XL112.XX0	II	106	13050	123	3000	>70	-40 ... +45
13035X.XL102.XX0	II	106	12150	115	2700	>70	-40 ... +45
13035X.XL092.XX0	II	106	10350	98	2200	>70	-40 ... +45
Type: Standard (O12, O13, O14, O15, O16, O17, O18, O19, O20, O21, O22 optics)							
13035X.XL362.XX0	II	21	3400	162	4000	>70	-40 ... +50
13035X.XL352.XX0	II	21	3200	152	3000	>70	-40 ... +50
13035X.XL342.XX0	II	21	2950	140	2700	>70	-40 ... +50
13035X.XL332.XX0	II	21	2700	129	2200	>70	-40 ... +50
13035X.XL402.XX0	II	30	5000	167	4000	>70	-40 ... +50
13035X.XL392.XX0	II	30	4700	157	3000	>70	-40 ... +50
13035X.XL382.XX0	II	30	4400	147	2700	>70	-40 ... +50
13035X.XL372.XX0	II	30	4000	133	2200	>70	-40 ... +50
13035X.XL162.XX0	II	49	8150	166	4000	>70	-40 ... +50
13035X.XL152.XX0	II	49	7650	156	3000	>70	-40 ... +50
13035X.XL142.XX0	II	49	7100	145	2700	>70	-40 ... +50
13035X.XL132.XX0	II	49	6450	132	2200	>70	-40 ... +50
13035X.XL202.XX0	II	69	11050	160	4000	>70	-40 ... +50
13035X.XL192.XX0	II	69	10350	150	3000	>70	-40 ... +50
13035X.XL182.XX0	II	69	9650	140	2700	>70	-40 ... +50
13035X.XL172.XX0	II	69	8750	127	2200	>70	-40 ... +50
13035X.XL242.XX0	II	107	15550	145	4000	>70	-40 ... +45
13035X.XL232.XX0	II	107	14600	136	3000	>70	-40 ... +45
13035X.XL222.XX0	II	107	13550	127	2700	>70	-40 ... +45
13035X.XL212.XX0	II	107	12350	115	2200	>70	-40 ... +45
Type: DOME version (O2, O3, O4, O5, O6L, O6P, O7, O8, O9, O10, O11 optics)							
13036X.XL282.XX0	II	21	3200	152	4000	>70	-40 ... +50
13036X.XL272.XX0	II	21	3100	148	3000	>70	-40 ... +50
13036X.XL262.XX0	II	21	2900	138	2700	>70	-40 ... +50
13036X.XL252.XX0	II	21	2450	117	2200	>70	-40 ... +50
13036X.XL322.XX0	II	31	4700	152	4000	>70	-40 ... +50
13036X.XL312.XX0	II	31	4550	147	3000	>70	-40 ... +50
13036X.XL302.XX0	II	31	4200	135	2700	>70	-40 ... +50
13036X.XL292.XX0	II	31	3600	116	2200	>70	-40 ... +50
13036X.XL042.XX0	II	49	7350	150	4000	>70	-40 ... +50
13036X.XL032.XX0	II	49	7100	145	3000	>70	-40 ... +50
13036X.XL022.XX0	II	49	6650	136	2700	>70	-40 ... +50
13036X.XL012.XX0	II	49	5650	115	2200	>70	-40 ... +50
13036X.XL082.XX0	II	68	9800	144	4000	>70	-40 ... +50
13036X.XL072.XX0	II	68	9500	140	3000	>70	-40 ... +50
13036X.XL062.XX0	II	68	8850	130	2700	>70	-40 ... +50
13036X.XL052.XX0	II	68	7500	110	2200	>70	-40 ... +50
13036X.XL122.XX0	II	106	13500	127	4000	>70	-40 ... +45
13036X.XL112.XX0	II	106	13050	123	3000	>70	-40 ... +45

The product picture shows a luminaire with a sample mounting bracket.

In order to apply the luminaire in an aggressive environment, for example with an increased concentration of sulfur, salt or other aggressive substances, a consultation with the LUG Technical Preparation of Production Branch is required.

Luminous flux tolerance +/- 10%.

Power tolerance +/- 5%.

Lighting beam, light intensity distribution and light efficiency were examined in accordance with the EN ISO 17025:2005 norm for EN13032 norm series and the LM-79 norm.

Up-to-date product info and General Warranty Terms available on our website www.luglightfactory.com

Detailed information on luminous fluxes and powers for individual indexes are indicated on the product data sheet.

The parameters in the data sheet are given for $t_a=25^{\circ}\text{C}$.

The operating temperature ranges apply only to luminaires used in the outdoor environment.

Colour temperature tolerance +/- 5%.

Code	Protection Class	Luminaire power [W]	Lumen luminaire [lm]	Efficacy [lm/W]	Colour temperature [K]	CRI/Ra	Operating temperature range [°C]
Type: DOME version (O2, O3, O4, O5, O6L, O6P, O7, O8, O9, O10, O11 optics)							
13036X.XL102.XX0	II	106	12150	115	2700	>70	-40 ... +45
13036X.XL092.XX0	II	106	10350	98	2200	>70	-40 ... +45
Type: DOME version (O12, O13, O14, O15, O16, O17, O18, O19, O20, O21, O22 optics)							
13036X.XL362.XX0	II	21	3400	162	4000	>70	-40 ... +50
13036X.XL352.XX0	II	21	3200	152	3000	>70	-40 ... +50
13036X.XL342.XX0	II	21	2950	140	2700	>70	-40 ... +50
13036X.XL332.XX0	II	21	2700	129	2200	>70	-40 ... +50
13036X.XL402.XX0	II	30	5000	167	4000	>70	-40 ... +50
13036X.XL392.XX0	II	30	4700	157	3000	>70	-40 ... +50
13036X.XL382.XX0	II	30	4400	147	2700	>70	-40 ... +50
13036X.XL372.XX0	II	30	4000	133	2200	>70	-40 ... +50
13036X.XL162.XX0	II	49	8150	166	4000	>70	-40 ... +50
13036X.XL152.XX0	II	49	7650	156	3000	>70	-40 ... +50
13036X.XL142.XX0	II	49	7100	145	2700	>70	-40 ... +50
13036X.XL132.XX0	II	49	6450	132	2200	>70	-40 ... +50
13036X.XL202.XX0	II	69	11050	160	4000	>70	-40 ... +50
13036X.XL192.XX0	II	69	10350	150	3000	>70	-40 ... +50
13036X.XL182.XX0	II	69	9650	140	2700	>70	-40 ... +50
13036X.XL172.XX0	II	69	8750	127	2200	>70	-40 ... +50
13036X.XL242.XX0	II	107	15550	145	4000	>70	-40 ... +45
13036X.XL232.XX0	II	107	14600	136	3000	>70	-40 ... +45
13036X.XL222.XX0	II	107	13550	127	2700	>70	-40 ... +45
13036X.XL212.XX0	II	107	12350	115	2200	>70	-40 ... +45

13035 [] . [] L012 . [] 0

Type of optic

- 01 O2 - for express roads
- 02 O3 - for local roads
- 03 O4 - for town roads
- 04 O5 - for residential area roads
- 05 O6L - for pedestrian crossings, left side traffic
- 06 O6P - for pedestrian crossings, right side traffic
- 07 O7 - for area lighting
- 08 O8 - for town and local roads
- 09 O9 - for wet surfaces
- 10 O10 - for pedestrian zones
- 11 O11 - for local roads
- 12 O12 - for express roads
- 13 O13 - for local roads
- 14 O14 - for town roads
- 15 O15 - for residential area roads
- 16 O16 - for pedestrian crossings, left side traffic
- 17 O17 - for pedestrian crossings, right side traffic
- 18 O18 - for area lighting
- 19 O19 - for town and local roads
- 20 O20 - for wet surfaces
- 21 O21 - for pedestrian zones
- 22 O22 - for local roads

Type of equipment

- 5 ED
- 3 DALI

Colour

- 2 gray
- 5 graphite

The product picture shows a luminaire with a sample mounting bracket.

In order to apply the luminaire in an aggressive environment, for example with an increased concentration of sulfur, salt or other aggressive substances, a consultation with the LUG Technical Preparation of Production Branch is required.

Luminous flux tolerance +/- 10%.

Power tolerance +/- 5%.

Lighting beam, light intensity distribution and light efficiency were examined in accordance with the EN ISO 17025:2005 norm for EN13032 norm series and the LM-79 norm.

Up-to-date product info and General Warranty Terms available on our website www.luglightfactory.com

Detailed information on luminous fluxes and powers for individual indexes are indicated on the product data sheet.

The parameters in the data sheet are given for Ta=25°C.

The operating temperature ranges apply only to luminaires used in the outdoor environment.

Colour temperature tolerance +/- 5%.

Code	Dimensions [mm] L H D D1 D2	Pallet quantity	Quantity in package	Net weight [kg]
Type: Standard (O2, O3, O4, O5, O6L, O6P, O7, O8, O9, O10, O11 optics)				
13035X.XL282.XX0	550 100 645 165 205	20	1	9.2
13035X.XL272.XX0	550 100 645 165 205	20	1	9.2
13035X.XL262.XX0	550 100 645 165 205	20	1	9.2
13035X.XL252.XX0	550 100 645 165 205	20	1	9.2
13035X.XL322.XX0	550 100 645 165 205	20	1	9.2
13035X.XL312.XX0	550 100 645 165 205	20	1	9.2
13035X.XL302.XX0	550 100 645 165 205	20	1	9.2
13035X.XL292.XX0	550 100 645 165 205	20	1	9.2
13035X.XL042.XX0	550 100 645 165 205	20	1	9.2
13035X.XL032.XX0	550 100 645 165 205	20	1	9.2
13035X.XL022.XX0	550 100 645 165 205	20	1	9.2
13035X.XL012.XX0	550 100 645 165 205	20	1	9.2
13035X.XL082.XX0	550 100 645 165 205	20	1	9.2
13035X.XL072.XX0	550 100 645 165 205	20	1	9.2
13035X.XL062.XX0	550 100 645 165 205	20	1	9.2
13035X.XL052.XX0	550 100 645 165 205	20	1	9.2
13035X.XL122.XX0	550 100 645 165 205	20	1	9.2
13035X.XL112.XX0	550 100 645 165 205	20	1	9.2
13035X.XL102.XX0	550 100 645 165 205	20	1	9.2
13035X.XL092.XX0	550 100 645 165 205	20	1	9.2

Type: Standard (O12, O13, O14, O15, O16, O17, O18, O19, O20, O21, O22 optics)

13035X.XL362.XX0	550 100 645 165 205	20	1	9.2
13035X.XL352.XX0	550 100 645 165 205	20	1	9.2
13035X.XL342.XX0	550 100 645 165 205	20	1	9.2
13035X.XL332.XX0	550 100 645 165 205	20	1	9.2
13035X.XL402.XX0	550 100 645 165 205	20	1	9.2
13035X.XL392.XX0	550 100 645 165 205	20	1	9.2
13035X.XL382.XX0	550 100 645 165 205	20	1	9.2
13035X.XL372.XX0	550 100 645 165 205	20	1	9.2
13035X.XL162.XX0	550 100 645 165 205	20	1	9.2
13035X.XL152.XX0	550 100 645 165 205	20	1	9.2
13035X.XL142.XX0	550 100 645 165 205	20	1	9.2
13035X.XL132.XX0	550 100 645 165 205	20	1	9.2
13035X.XL202.XX0	550 100 645 165 205	20	1	9.2
13035X.XL192.XX0	550 100 645 165 205	20	1	9.2
13035X.XL182.XX0	550 100 645 165 205	20	1	9.2
13035X.XL172.XX0	550 100 645 165 205	20	1	9.2
13035X.XL242.XX0	550 100 645 165 205	20	1	9.2
13035X.XL232.XX0	550 100 645 165 205	20	1	9.2
13035X.XL222.XX0	550 100 645 165 205	20	1	9.2
13035X.XL212.XX0	550 100 645 165 205	20	1	9.2

Type: DOME version (O2, O3, O4, O5, O6L, O6P, O7, O8, O9, O10, O11 optics)

13036X.XL282.XX0	550 175 720 240 280	16	1	10.0
13036X.XL272.XX0	550 175 720 240 280	16	1	10.0
13036X.XL262.XX0	550 175 720 240 280	16	1	10.0
13036X.XL252.XX0	550 175 720 240 280	16	1	10.0
13036X.XL322.XX0	550 175 720 240 280	16	1	10.0

The product picture shows a luminaire with a sample mounting bracket.

In order to apply the luminaire in an aggressive environment, for example with an increased concentration of sulfur, salt or other aggressive substances, a consultation with the LUG Technical Preparation of Production Branch is required.

Luminous flux tolerance +/- 10%.

Power tolerance +/- 5%.

Lighting beam, light intensity distribution and light efficiency were examined in accordance with the EN ISO 17025:2005 norm for EN13032 norm series and the LM-79 norm.

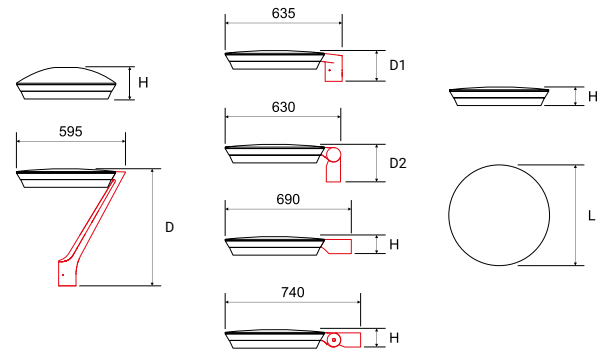
Up-to-date product info and General Warranty Terms available on our website www.luglightfactory.com

Detailed information on luminous fluxes and powers for individual indexes are indicated on the product data sheet.

The parameters in the data sheet are given for Ta=25°C.

The operating temperature ranges apply only to luminaires used in the outdoor environment.

Colour temperature tolerance +/- 5%.



Code	Dimensions [mm] L H D D1 D2	Pallet quantity	Quantity in package	Net weight [kg]
Type: DOME version (O2, O3, O4, O5, O6L, O6P, O7, O8, O9, O10, O11 optics)				
13036X.XL312.XX0	550 175 720 240 280	16	1	10.0
13036X.XL302.XX0	550 175 720 240 280	16	1	10.0
13036X.XL292.XX0	550 175 720 240 280	16	1	10.0
13036X.XL042.XX0	550 175 720 240 280	16	1	10.0
13036X.XL032.XX0	550 175 720 240 280	16	1	10.0
13036X.XL022.XX0	550 175 720 240 280	16	1	10.0
13036X.XL012.XX0	550 175 720 240 280	16	1	10.0
13036X.XL082.XX0	550 175 720 240 280	16	1	10.0
13036X.XL072.XX0	550 175 720 240 280	16	1	10.0
13036X.XL062.XX0	550 175 720 240 280	16	1	10.0
13036X.XL052.XX0	550 175 720 240 280	16	1	10.0
13036X.XL122.XX0	550 175 720 240 280	16	1	10.0
13036X.XL112.XX0	550 175 720 240 280	16	1	10.0
13036X.XL102.XX0	550 175 720 240 280	16	1	10.0
13036X.XL092.XX0	550 175 720 240 280	16	1	10.0

Type: DOME version (O12, O13, O14, O15, O16, O17, O18, O19, O20, O21, O22 optics)

13036X.XL362.XX0	550 175 720 240 280	16	1	10.0
13036X.XL352.XX0	550 175 720 240 280	16	1	10.0
13036X.XL342.XX0	550 175 720 240 280	16	1	10.0
13036X.XL332.XX0	550 175 720 240 280	16	1	10.0
13036X.XL402.XX0	550 175 720 240 280	16	1	10.0
13036X.XL392.XX0	550 175 720 240 280	16	1	10.0
13036X.XL382.XX0	550 175 720 240 280	16	1	10.0
13036X.XL372.XX0	550 175 720 240 280	16	1	10.0
13036X.XL162.XX0	550 175 720 240 280	16	1	10.0
13036X.XL152.XX0	550 175 720 240 280	16	1	10.0
13036X.XL142.XX0	550 175 720 240 280	16	1	10.0
13036X.XL132.XX0	550 175 720 240 280	16	1	10.0
13036X.XL202.XX0	550 175 720 240 280	16	1	10.0
13036X.XL192.XX0	550 175 720 240 280	16	1	10.0
13036X.XL182.XX0	550 175 720 240 280	16	1	10.0
13036X.XL172.XX0	550 175 720 240 280	16	1	10.0
13036X.XL242.XX0	550 175 720 240 280	16	1	10.0
13036X.XL232.XX0	550 175 720 240 280	16	1	10.0
13036X.XL222.XX0	550 175 720 240 280	16	1	10.0
13036X.XL212.XX0	550 175 720 240 280	16	1	10.0

The product picture shows a luminaire with a sample mounting bracket.

In order to apply the luminaire in an aggressive environment, for example with an increased concentration of sulfur, salt or other aggressive substances, a consultation with the LUG Technical Preparation of Production Branch is required.

Luminous flux tolerance +/- 10%.

Power tolerance +/- 5%.

Lighting beam, light intensity distribution and light efficiency were examined in accordance with the EN ISO 17025:2005 norm for EN13032 norm series and the LM-79 norm.

Up-to-date product info and General Warranty Terms available on our website www.luglightfactory.com

Detailed information on luminous fluxes and powers for individual indexes are indicated on the product data sheet.

The parameters in the data sheet are given for Ta=25°C.

The operating temperature ranges apply only to luminaires used in the outdoor environment.

Colour temperature tolerance +/- 5%.

OTHER PICTURES



Mounting bracket 7



Mounting bracket L



Fixed mounting bracket



Regulated mounting bracket



ACCESSORIES



- 150175.01128
- 150172.01116

ARTERA LED Mounting bracket 7
- to poles with a diameter of Ø76/60



150170.01022

2 field connectors IP68



- 150175.01129
- 150172.01117

ARTERA LED Mounting bracket L - to poles with a diameter of Ø76/60



- 150175.01130
- 150172.01118

ARTERA LED Regulated mounting bracket - for booms with a diameter of Ø60/42



- 150175.01131
- 150172.01119

ARTERA LED Fixed mounting bracket - for booms with a diameter of Ø60/42

The product picture shows a luminaire with a sample mounting bracket.

In order to apply the luminaire in an aggressive environment, for example with an increased concentration of sulfur, salt or other aggressive substances, a consultation with the LUG Technical Preparation of Production Branch is required.

Luminous flux tolerance +/- 10%.

Power tolerance +/- 5%.

Lighting beam, light intensity distribution and light efficiency were examined in accordance with the EN ISO 17025:2005 norm for EN13032 norm series and the LM-79 norm.

Up-to-date product info and General Warranty Terms available on our website www.luglightfactory.com

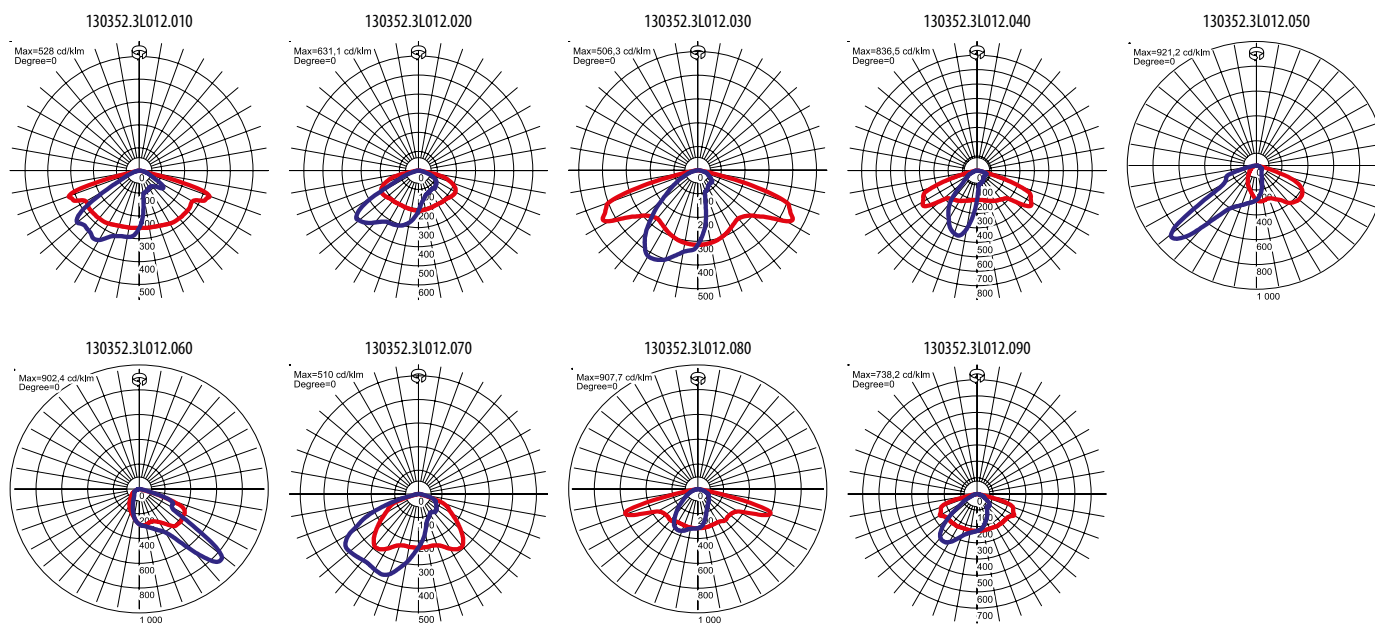
Detailed information on luminous fluxes and powers for individual indexes are indicated on the product data sheet.

The parameters in the data sheet are given for Ta=25°C.


The operating temperature ranges apply only to luminaires used in the outdoor environment.

Colour temperature tolerance +/- 5%.

LIGHT BEAM CURVES



WAY OF LIGHTING



The product picture shows a luminaire with a sample mounting bracket.

In order to apply the luminaire in an aggressive environment, for example with an increased concentration of sulfur, salt or other aggressive substances, a consultation with the LUG Technical Preparation of Production Branch is required.

Luminous flux tolerance +/- 10%.

Power tolerance +/- 5%.

Lighting beam, light intensity distribution and light efficiency were examined in accordance with the EN ISO 17025:2005 norm for EN13032 norm series and the LM-79 norm.

Up-to-date product info and General Warranty Terms available on our website www.luglightfactory.com

Detailed information on luminous fluxes and powers for individual indexes are indicated on the product data sheet.

The parameters in the data sheet are given for $T_a=25^\circ\text{C}$.

The operating temperature ranges apply only to luminaires used in the outdoor environment.

Colour temperature tolerance +/- 5%.